


TOKYO SKYTREE 東京スカイツリー™


TOKYO SKYTREE Traditional Techniques and Forefront Technologies from Japan

Lighting that casts colors onto the old town scenery


Lighting patterns change among "Iki," "Miyabi" and "Nobori" alternately every day. Make sure not to miss the special lighting of each season or event as well.



Iki—the mainly spirit of urban commoners of Edo.
The faint blue highlights on the central part of the tower body express a water theme in tribute to the Sumida River. SKYTREE's blue illumination conveys the full strength and intrepid spirit of Edo.



Miyabi—traditional Japanese aesthetics
An intricate steel exoskeleton dressed in the decent *Edo-murasaki* theme color (bluish violet). Brilliant light as that of a gold foil accentuates the tower with elegance.

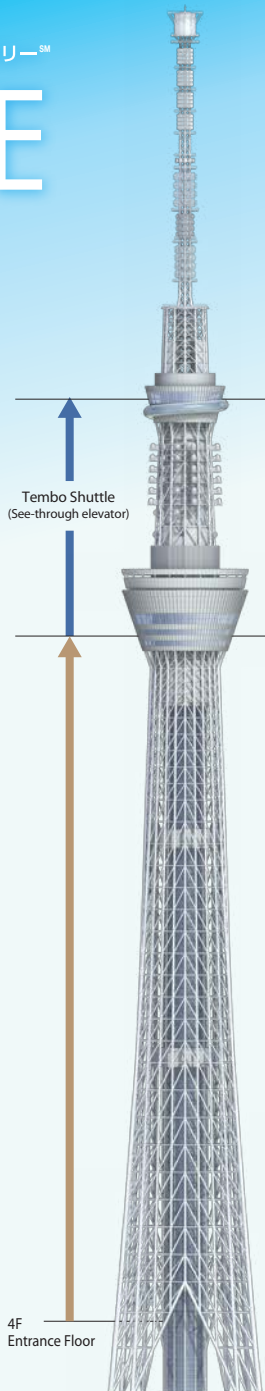


Nobori—Prosperity
With the base color of *tachibana* (tangerine) that has been considered as a lucky color since ancient times, the design emphasizing the verticality of a *nobori* rising into the sky casts a vibrant and joyful light.

Lighting partner: Panasonic Corporation

★ High-Definition Digital Telescope (Floor 450/350)

High-definition digital telescopes are perfect for all types of guests to use including those by themselves, couples, families, and so on. One of the telescopes on the TEMBO DECK is connected to a separate and highly detailed screen and the view can be enjoyed from both of the screens.



TOKYO SKYTREE Tembo Galleria (Floor 445, 450)

Tembo Galleria
A sloped 110-meter "air walk" from Floor 445 up to Floor 450. You can just enjoy "air walking."

Floor 445-450



★ Sorakara Point

The highest point at 451.2 meters above the ground. Visitors can enjoy seasonal limited events or other services.

Commemorative Photography (Floor 445)

Memorial photo at the highest point of the TOKYO SKYTREE!
(Floor is a composite image)

Floor 450



TOKYO SKYTREE Tembo Deck (Floor 350, 345, 340)

SKYTREE Post

Using the SKYTREE-shaped, deep red post, you can send letters and postcards to family and friends in commemoration of visiting the world's tallest tower.

Floor 345



★ Glass floor

Stand on these 12mm thick, quadruple-layer tempered glass floors and dare to look down. The breathtaking view and magnificent beauty of TOKYO SKYTREE steel framework will move you.

Commemorative Photography (Floor 350/340)

How about taking a memorial photo against the background of the superb scenery? Please use this service as a commemoration of visiting SKYTREE.



Floor 340



Floor 350/340

Tembo Shuttle (elevator)

Entrance/Exit Floor ~ Tembo Deck

Four lines of Tembo Shuttles have different decorations representing spring, summer, fall and winter respectively. The shuttles operate at the speed of 600m/minute and reach the Tembo Deck in about 50 seconds.



Spring—Cherry Blossom Skies



Summer—Sumida River Skies



Fall—Festival Skies



Winter—Miyakodori Skies

Tembo Deck~Tembo Galleria

Two lines of Tembo Shuttle elevators have a see-through front panel and ceiling to raise anticipation for observation.



At TOKYO SKYTREE, one of Tokyo's leading spiritual sites

Write your No. 1 wish on a ribbon and tie it to the monument!



For more details about the "WISH RIBBON" monument here.



"WISH RIBBON" is the spot for making wishes whose name reflects TOKYO SKYTREE ranked No. 1 as a free-standing broadcasting tower for its height in the world. At this special spot, write your No. 1 wish on the ribbon, such as your most fervent wish or a dream you want to fulfill as a team. Then, tie your ribbon to the "WISH RIBBON" monument to make your wish come true.



At the vending machine near the monument, purchase a capsule that contains a colored ribbon and an original souvenir (JPY500 tax included), write your wish on the ribbon, and then tie it to the monument.



* A portion of the sales of the ribbons will be donated to the support for the emergency assistance of medical support activities against COVID-19 operated by Peace Winds Japan (Japanese NGO organization).

TOKYO SKYTREE is one of Tokyo's leading spiritual sites!

TOKYO SKYTREE is located on the *ley line* (a straight alignment passing through ancient sites and sacred places) that connects Mt. Fuji, Meiji Shrine, the Imperial Palace (formerly the Edo Castle), and Kashima jingu grand shrine in Kashima, Ibaraki Prefecture. This makes the tower known as a spot where positive energy comes in. Ribbons filled with wishes from our guests will be enshrined in Kashima Jingu Grand Shrine positioned as the starting point of the ley line.



Birthday Service



We offer various services for guests who enter the observation deck during their birthday month. Please ask nearest staff for details.

Official Partners

[What is an Official Partner?]


TOKYO SKYTREE Official Partners are companies that agree with the philosophy and business concepts of this project. Asahi Breweries, Ltd./ Asahi Group Foods, Ltd./ Asahi Soft Drinks Co., Ltd. / FUKOKU MUTUAL LIFE INSURANCE COMPANY / Hitachi, Ltd. / Kikkoman Corporation / Mizuho Bank, Ltd./ Mizuho Financial Group, Inc./ Mizuho Securities Co., Ltd./ Mizuho Trust & Banking Co., Ltd. / Nissin Seifun Group Inc. / OBAYASHI CORPORATION / Panasonic Corporation / SOHGO SECURITY SERVICES CO., LTD. / Sumitomo Mitsui Trust Bank, Limited / Toshiba Elevator and Building Systems Corporation / Toshiba Infrastructure Systems & Solutions Corporation (Alphabetical order)

Hotels / Travel

[Official travel agency] TOBU TOPTOURS CO., LTD.

[Official hotels] Courtyard by Marriott Tokyo Ginza Hotel / AC Hotel Tokyo Ginza / Shinagawa Tobu Hotel / Asakusa Tobu Hotel / Tobu Hotel Levant Tokyo / Shibuya Tobu Hotel / Kawagoe Tobu Hotel / Wakoshi Tobu Hotel / Narita Tobu Hotel Airport / Utsunomiya Tobu Hotel Grande

FLOOR GUIDE



東京スカイツリー 天望回廊 TEMBO GALLERIA

Floor 450	★ Sorakara Point ★ High-Definition Digital Telescope	EV Departure
Floor 445	Commemorative Photography (Floor 445)	EV Arrival
Floor 350	★ High-Definition Digital Telescope ★ WISH RIBBON Ticket booth for Tembo Galleria SKYTREE CAFE Commemorative Photography (Floor 350)	EV Arrival EV Departure
Floor 345	★ SKYTREE MINILABO Sky Restaurant 634 (musashi) THE SKYTREE SHOP SKYTREE Post	EV Arrival
Floor 340	★ Glass floor SKYTREE CAFE Commemorative Photography (Floor 340)	EV Departure

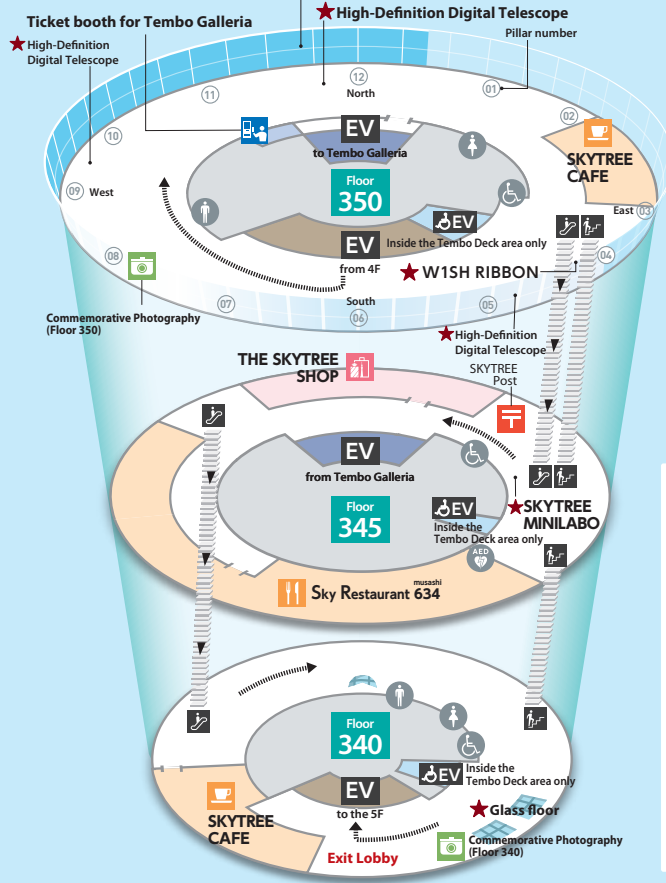
B1F~5F

5F Exit Floor	★ Beautiful NIPPON Tourism Promotion Corner THE SKYTREE SHOP Foreign Currency Exchange Machine	EV Arrival EV Departure
4F Entrance Floor	★ SKYTREE ARCHIVES ★ Sumida River Digital Picture Scroll Ticket Counter	EV Departure EV Arrival
2F-3F	Tokyo Solamachi	EV
1F Group Floor	Group Ticket Counter THE SKYTREE SHOP Group bus parking	EV
B1	Underground Parking	EV

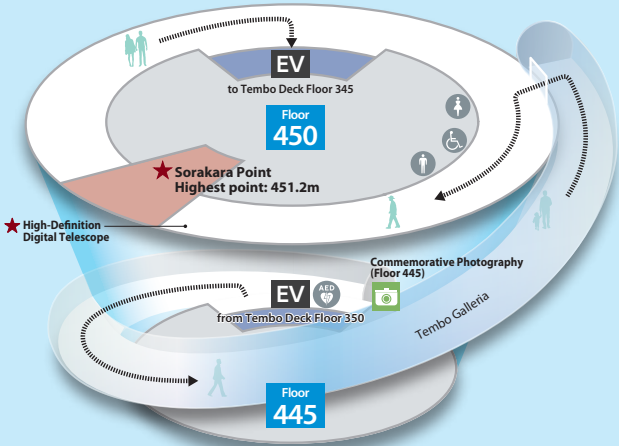
東京スカイツリー 天望デッキ TEMBO DECK



SKYTREE ROUND THEATER™
Nighttime demonstration of dynamic images on the huge screen consisting of windows about 2m high
*It may not be performed depending on the season.



東京スカイツリー 天望回廊 TEMBO GALLERIA



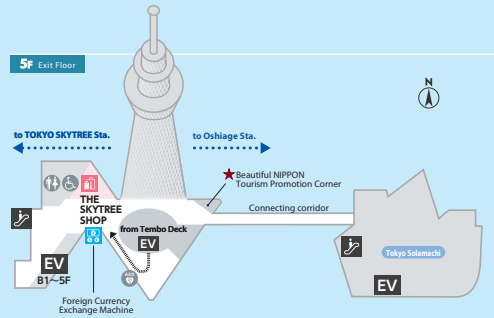
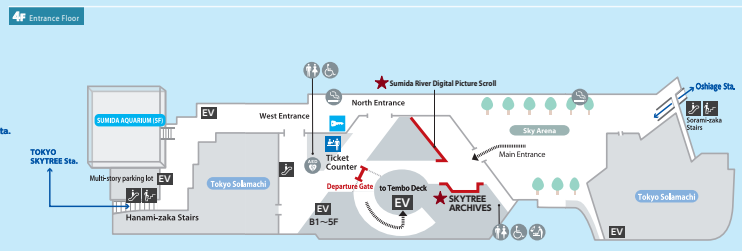
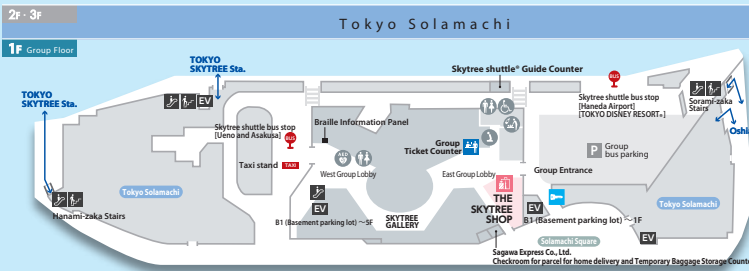
Floor guide legend

	Shop		Cafe		Restaurant		Commemorative Photography
	SKYTREE Post		Escalator		Stairs		Elevator
	Wheelchair/stroller priority elevator		Automated External Defibrillator (AED)		Men's restroom		Women's restroom
	Smoking area		Prayer space		Nursing room		Ticket Counter
	Ticket Booth		Coin-operated Lockers		Foreign Currency Exchange Machine		

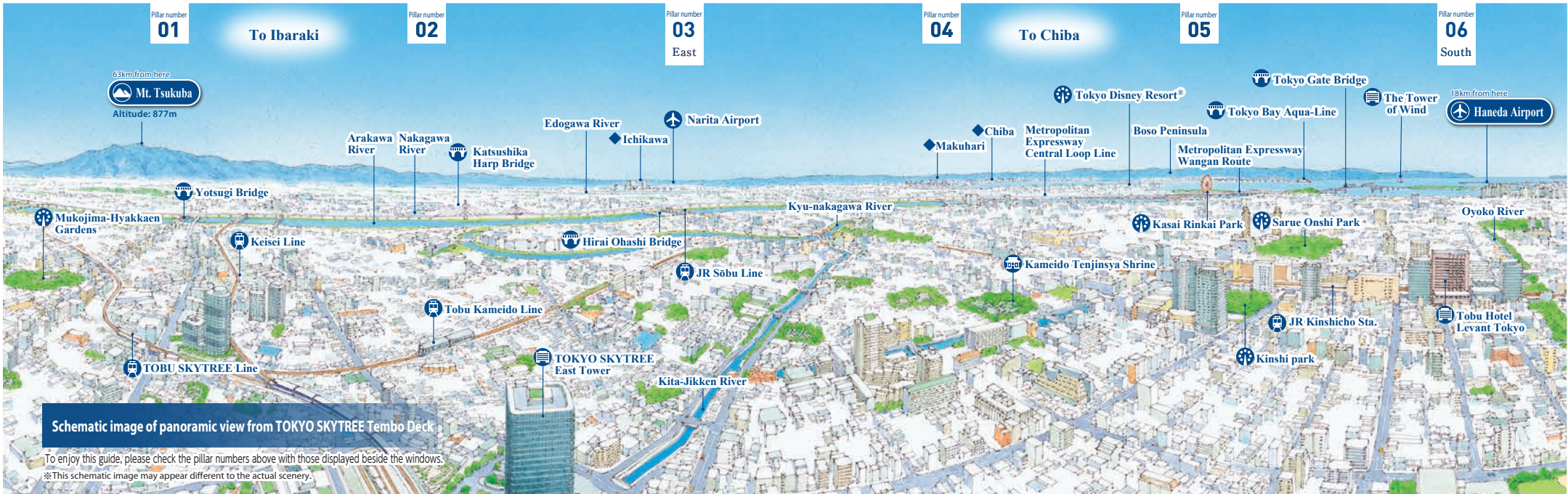
*Free Wi-Fi service is available. SSID "TOBU_Free_Wi-Fi"

SKYTREE ARCHIVES

Oshiage and its surrounding area have changed in many ways over the years. The historical calendar and nostalgic scenic photographs and videos in the archives area show you the progress of the people, culture, and industry in and around Oshiage. The archives also have fascinating information about TOKYO SKYTREE, such as impressive 8K video shot from its observation deck and its role as a radio tower.



Panoramic view from TOKYO SKYTREE TEMBO DECK



Schematic image of panoramic view from TOKYO SKYTREE Tembo Deck

To enjoy this guide, please check the pillar numbers above with those displayed beside the windows.
 ※This schematic image may appear different to the actual scenery.



Information

THE SKYTREE SHOP



Official shops on 1F, 5F, and Floor 345. These shops offer a wide selection of fine goods that will make beautiful mementos of your TOKYO SKYTREE visit. We look forward to serving you.



1/1500 scale model of SKYTREE
¥9,350 (tax included)




Sorakara-chan three-character key ring
¥990 (tax included)



Ueno-Fugetsudo Assortment 14
¥1,512 (tax included)

Only available at Floor 345



SKYTREE CAFE

Floor 350
Original beverages and soft-serve ice cream are available (Standing style).

Floor 340
Enjoy snacks and sweets with a spectacular view (Table seats with chairs).

Sky Restaurant 634 (musashi)
Enjoy the "TOKYO CUISINE." A combination of seasonal fresh vegetables and a variety of ingredients served right in the midst of Tokyo's breathtaking and spectacular metropolitan view.

Opening hours
Lunch: 12:00-16:00 Weekends and public holidays: 11:30-16:00 (Last seating: 14:00)
Dinner: 17:30-21:00 (Last seating: 19:00)

Inquiries

TOKYO SKYTREE Call Center ☎ 0570-55-0634 (11:00-18:00)

*Please dial ☎03-6700-4822 when using certain VoIP phones or making an international call.

■ TOKYO SKYTREE Official website <https://www.tokyo-skytree.jp/en/>

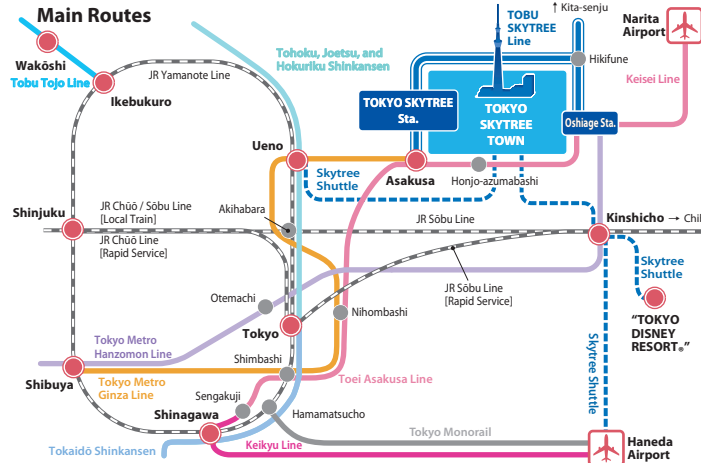
Also check the TOKYO SKYTREE official SNS!





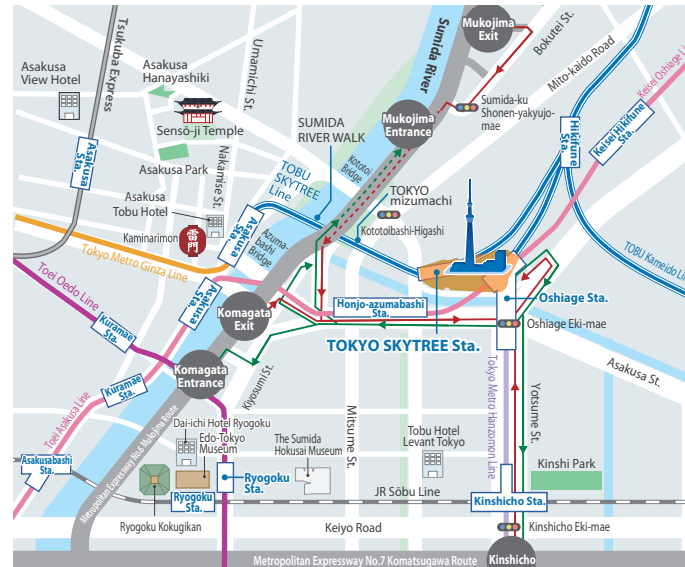

* (TOKYO) SKYTREE is a service mark /trademark of TOBU RAILWAY CO., LTD. and TOBU TOWER SKYTREE Co., Ltd., registered in Japan, United States of America and Kanagawa.

Access Map



* You can also take a Skytree Shuttle, one of the round-trip buses for transport between TOKYO SKYTREE TOWN and Haneda Airport, Ueno Station, "TOKYO DISNEY RESORT*," etc.

Around SKYTREE (TOKYO SKYTREE 1-1-2 Oshiage Sumida-ku Tokyo, Japan)



For Visitors by Car → Outward routes → Return routes The dotted line traces the road under the elevated highway.

*Admission ticket for the TOKYO SKYTREE Observation deck is excluded from the discount services for the TOKYO SKYTREE TOWN car parking.

When coming by car, please use the main roads shown on the map of the neighborhood around SKYTREE. Please use public trains or buses, as parking spaces are limited in and around the facilities.

Sumida-ku Round bus (Fare: ¥100)

Also available is Sumida-ku Round bus, which departs from Oshiage Sta. and runs in three routes: northwestern area (toward Mukojima and Kanegafuchi), northeastern area (toward Yahiro and Tachibana) and southern area (toward Ryogoku and Kinshi-cho). One-ride fare is ¥100.

Opening hours

10:00-21:00 [Last admission: 20:00] *Open 365 days. Depending on the time of year, opening hours are subject to change.

Admission Tickets

Same-day ticket				
Weekdays	Ticket type	18 years old and over	12 to 17 years old	6 to 11 years old
	Combo Ticket for Tembo Deck and Tembo Galleria	¥3,100 (¥1,550)	¥2,350 (¥1,200)	¥1,450 (¥750)
Holidays	Ticket type	18 years old and over	12 to 17 years old	6 to 11 years old
	Combo Ticket for Tembo Deck and Tembo Galleria	¥3,400 (¥1,700)	¥2,550 (¥1,300)	¥1,550 (¥800)
Holidays	Ticket type	18 years old and over	12 to 17 years old	6 to 11 years old
	Single Ticket for Tembo Deck	¥2,100 (¥1,050)	¥1,550 (¥800)	¥950 (¥500)
Holidays	Ticket type	18 years old and over	12 to 17 years old	6 to 11 years old
	Single Ticket for Tembo Deck	¥2,300 (¥1,150)	¥1,650 (¥850)	¥1,000 (¥500)

- Children aged 5 or under are admitted free.
- Rates in () parentheses are for guests with disabilities. The rates for guests with disabilities shall be applicable to the same number of helpers as the number of the guests with disabilities they accompany.
- Sales of combo tickets may be suspended when crowded.
- Please purchase an additional admission ticket at the Tembo Deck, if guests who have an admission ticket to the Tembo Deck Floor 350 wish to enter the Tembo Galleria Floor 450.
- Visit the official web site for days when the holiday rates are applicable.
- No re-entry permitted once a visitor exits.

Advance ticket (Fixed date/time ticket)

Admission tickets for reserved fixed dates and times to allow smooth entry. Purchase on the TOKYO SKYTREE official website or on a multi-functional copier in Seven-Eleven stores in Japan.

Group Reservation

Group rate will be applied to advance reservation for a group of 10 or more persons. For details, call the TOKYO SKYTREE Group Reservation Center (at 03-3626-0634).

Precautions for visitors

- [General]**
- Staff may refuse admittance or ask you to leave if you disturb other guests or disobey rules.
 - TOBU TOWER SKYTREE Co., Ltd. and affiliates assume no responsibility for any accident, injury, loss, theft or other damages caused by the negligent behavior of guests.
 - Persons affiliated with criminal organizations will not be admitted.
 - News and other media outlets may be filming or recording on the premises during business hours. At such times, staff may limit access to certain routes, observation areas or parts of TOKYO SKYTREE. Guests will be filmed only with prior consent.
 - Please refrain from occupying a space in a way that impedes others, or using baggage or other items to reserve your spot.
 - Please refrain from using mobile phones in locations where doing so may disturb others.
- [Prohibited Items]**
- Bringing hazardous goods or any other items prohibited by TOKYO SKYTREE onto the premises is strictly forbidden. Guests are required to undergo hand baggage and metal detector inspections before admission.
 - Animals other than service dogs (dogs trained to assist people with disabilities) are not admitted to TOKYO SKYTREE. (Please note that no pet-sitting services are available on the premises.)
- [Food and Beverages/Smoking]**
- Smoking is prohibited on the Observation Deck; please use the designated smoking areas. Eating and drinking are permitted only in designated areas.
- [Other]**
- The view from TOKYO SKYTREE may be obscured due to poor weather conditions.
 - Please watch your step to avoid injury, especially when opening and closing doors or using elevators, escalators or staircases.
 - When TOKYO SKYTREE is crowded, staff may limit access to certain routes, observation areas, or other parts of the facility.
 - The days, hours, and terms of service for the Observation Deck and other facilities may change without prior notice.
 - The information listed above might be subject to change without notice.



Management and operation of TOKYO SKYTREE